

OVERSIZE/OVERWEIGHT PERMITS FOR DIVISIBLE LOADS

GENERAL INFORMATION:

Effective July 1, 2010, F.S. 316.550(4)a will allow the Department of Transportation to issue permits authorizing commercial vehicles (hauling divisible loads) to operate off the interstate highway system with a 10% increase to the vehicles legal gross weight limit as described in F.S. 316.535(5).

The increase in weight allowed under F.S. 316.550(4) a does not allow haulers to increase any vehicle dimensions by multi-loading to create any overdimension.

Virtually no change was made to the Permit Office current process although in the future, we may see an increase in the number of permits ordered since this is a new class of vehicle. Also, there is no overloading of structures due to the fact that these vehicles will be using our existing TTT Map # 1.

LOCAL NETWORK (COUNTIES, CITIES, LOCAL TOLL, ETC.)

Per F.S. 316.550, "The Department of Transportation, with respect to highways under its jurisdiction" may issue oversize/overweight permits. The Department of Transportation does not have the authority to issue permits on any highways not under its jurisdiction. This includes those off-system (local) bridges.

The Department of Transportation will be happy to assist the county agencies (upon their request) in determining possible bridge restrictions for the divisible loads up to 88,000 pounds. At an agencies' request, MCCO can assist with enforcement.

STATE NETWORK

TYPES OF PERMITS ISSUED:

Trip: Valid from one point of origin to one destination and the hauler is allowed 5 days to make the move. These permits are faxed to the customer.

Blanket: Valid for multiple trips for 1 year from the date of issuance. Although these permits cannot be photocopied for hauling purposes, they are interchangeable from one truck to another truck (using the original only). These permits can only be mailed or picked up from the Permit Office located at 2740 Centerview Dr. Suite 1-C, Tallahassee, FL 32301.

Both the trip and blanket permits are processed within a few hours however, if there is a significant increase in permits requested, statute allows for 14 days to process.

FEES:

Trip = \$0.27/per mile

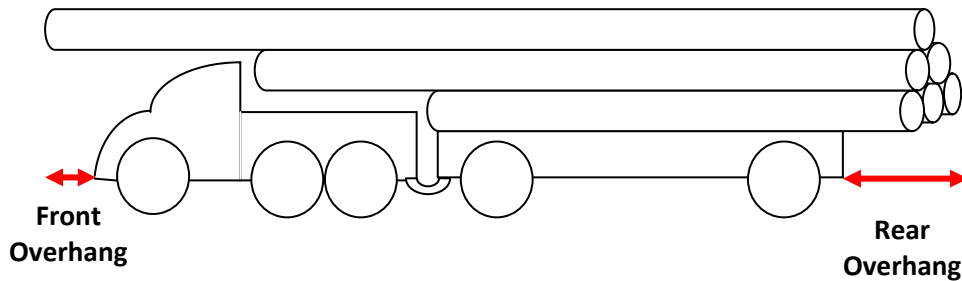
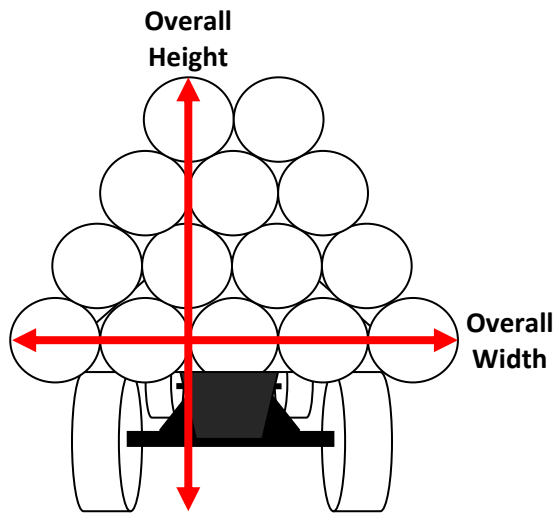
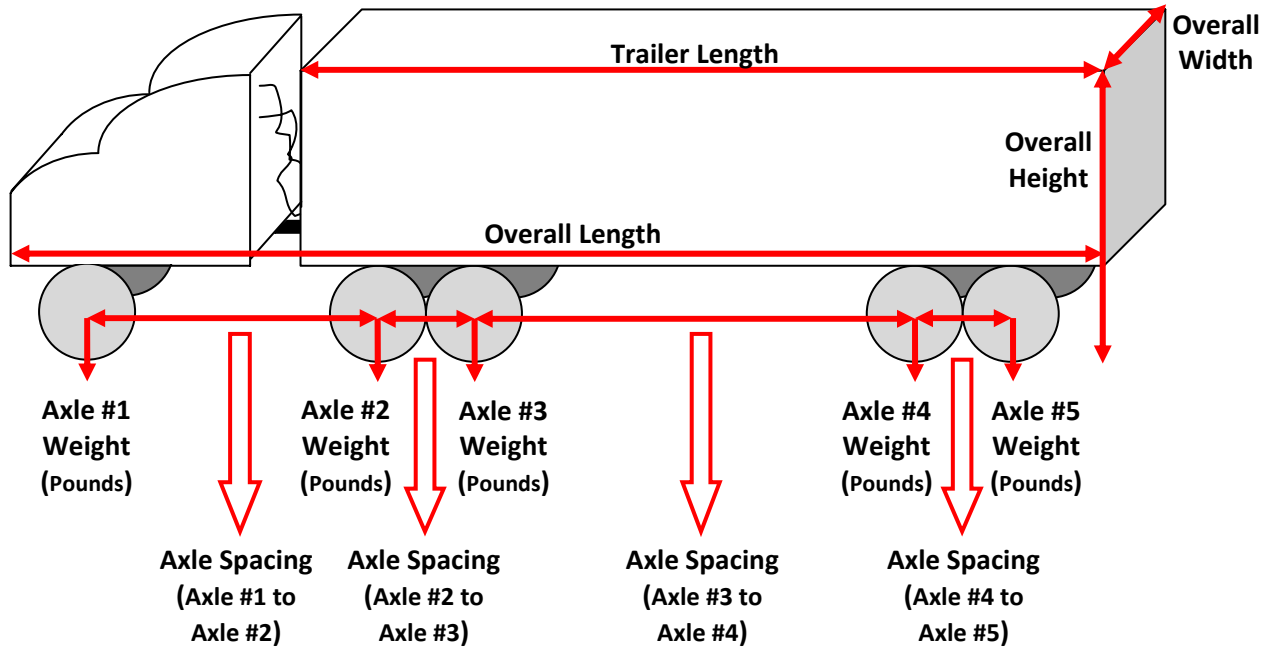
Blanket = \$240/year

PERMIT UTILIZATION:

Divisible load permits will be allowed to operate at the maximum gross weight limits established in F.S. 316.535(5) plus a 10% tolerance. These vehicles can only be operated off the interstate highway system. Axle weight limitations will be inclusive of any tolerances and as follows: 22,000 lbs. on any single axle, 44,000 lbs. on any two (tandem) axles and 60,000 lbs. on any three (tri) axles. Trip permit applications are route specific and the route must be provided by the applicant. The Permit Office will analyze the route for weight restrictions. Blanket permits may be transferred from vehicle to vehicle however, the permit cannot be duplicated and the identity of the load (e.g. produce, beverages, etc.) must match the description provided on the face of the permit. A table will be provided with each blanket permit in order for the hauler to determine their allowable gross vehicle weight. Blanket permit holders must also operate under TTT Map # 1. The map will display circles which indicate those structures which cannot be crossed by your vehicle's configuration.

Additional information and application for a permit can be found at: www.fdotmaint.com/permit

How to Measure a Truck's Dimensions





Florida Department of Transportation

CHARLIE CRIST
GOVERNOR

605 Suwannee Street
Tallahassee, FL 32399-0450

STEPHANIE KOPELOUSOS
SECRETARY

Maximum Permitted Weights for Divisible Loads

HOW TO USE THE TABLE BELOW:

1. Select the row which describes your external bridge (wheelbase) measured between the center of the steer axle (first) on the power unit (truck) to the center of the last axle on the trailer.
2. Follow it across to the column which represents the total number of axles for both your truck and trailer.
3. The weight in this box is the maximum weight which you can haul with a permit (including all tolerances).

FEDERAL BRIDGE FORMULA

$$W = 500 (LN / (N - 1) + 12N + 36) * 1.1$$

Commercial Motor Vehicle weights are also limited by the gross vehicle weight declared on the power unit tag registration and are subject to penalty if such declared weight is exceeded.

| OuterBridge Distance (Feet) | MAXIMUM GROSS WEIGHT ALLOWED ON THIS NUMBER OF AXLES (IN POUNDS) ALL TOLERANCES ARE INCLUDED | | | | | OuterBridge Distance (Feet) |
|---------------------------------------|---|---------|---------|---------|---------|---------------------------------------|
| | 3 Axles | 4 Axles | 5 Axles | 6 Axles | 7 Axles | |
| 4 | | | | | | 4 |
| 5 | | | | | | 5 |
| 6 | | | | | | 6 |
| 7 | | | | | | 7 |
| 8 | | | | | | 8 |
| 9 | 47000 | | | | | 9 |
| 10 | 48000 | | | | | 10 |
| 11 | 48500 | | | | | 11 |
| 12 | 49500 | | | | | 12 |
| 13 | 50500 | 55500 | | | | 13 |
| 14 | 51000 | 56500 | | | | 14 |
| 15 | 52000 | 57000 | | | | 15 |
| 16 | 53000 | 58000 | | | | 16 |
| 17 | 53500 | 58500 | 64500 | | | 17 |
| 18 | 54500 | 59500 | 65000 | | | 18 |

| | | | | | | |
|----|-------|-------|-------|-------|-------|----|
| 19 | 55500 | 60000 | 66000 | | | 19 |
| 20 | 56000 | 61000 | 66500 | | | 20 |
| 21 | 57000 | 61500 | 67000 | 73500 | | 21 |
| 22 | 58000 | 62500 | 68000 | 74000 | | 22 |
| 23 | 58500 | 63000 | 68500 | 74500 | | 23 |
| 24 | 59500 | 64000 | 69500 | 75000 | | 24 |
| 25 | 60000 | 64500 | 70000 | 76000 | 82000 | 25 |
| 26 | 61000 | 65500 | 70500 | 76500 | 82500 | 26 |
| 27 | 62000 | 66000 | 71500 | 77000 | 83500 | 27 |
| 28 | 62500 | 66500 | 72000 | 78000 | 84000 | 28 |
| 29 | 63500 | 67500 | 72500 | 78500 | 84500 | 29 |
| 30 | 64500 | 68000 | 73500 | 79000 | 85500 | 30 |
| 31 | 65000 | 69000 | 74000 | 80000 | 86000 | 31 |
| 32 | 66000 | 69500 | 75000 | 80500 | 86500 | 32 |
| 33 | | 70500 | 75500 | 81000 | 87000 | 33 |
| 34 | | 71000 | 76000 | 82000 | 88000 | 34 |
| 35 | | 72000 | 77000 | 82500 | | 35 |
| 36 | | 72500 | 77500 | 83000 | | 36 |
| 37 | | 73500 | 78000 | 84000 | | 37 |
| 38 | | 74000 | 79000 | 84500 | | 38 |
| 39 | | 75000 | 79500 | 85000 | | 39 |
| 40 | | 75500 | 80500 | 86000 | | 40 |
| 41 | | 76500 | 81000 | 86500 | | 41 |
| 42 | | 77000 | 81500 | 87000 | | 42 |
| 43 | | 77500 | 82500 | 88000 | | 43 |
| 44 | | 78500 | 83000 | | | 44 |
| 45 | | 79000 | 83500 | | | 45 |
| 46 | | 80000 | 84500 | | | 46 |
| 47 | | 80500 | 85000 | | | 47 |
| 48 | | 81500 | 86000 | | | 48 |
| 49 | | 82000 | 86500 | | | 49 |
| 50 | | 83000 | 87000 | | | 50 |
| 51 | | 83500 | 88000 | | | 51 |
| 52 | | 84500 | | | | 52 |
| 53 | | 85000 | | | | 53 |
| 54 | | 86000 | | | | 54 |
| 55 | | 86500 | | | | 55 |
| 56 | | 87500 | | | | 56 |
| 57 | | 88000 | | | | 57 |

STATE OF FLORIDA DEPARTMENT OF TRANSPORTATION
**REQUEST FOR SPECIAL ROAD USE OVERSIZE/OVERWEIGHT
 BLANKET PERMIT APPLICATION**

Visit www.fdotmaint.com/permit for more information

| | |
|--|---|
| PERMITTEE NAME: <u>ANYBODY'S TRUCKING</u> MAILING ADDRESS: <u>123 EASY ST</u> CITY, STATE, ZIP: <u>TALLAHASSEE, FL 32399</u> PERMIT BEGIN DATE: <u>08-15-10</u> | PAY BY: CHECK/CASH/MONEY ORDER (CIRCLE ONE) PAY BY: ARI/ESCROW ACCOUNT # _____ PAY BY: <u>(CREDIT CARD)</u> (CALL 850-410-5777) # OF PERMITS REQUESTED: <u>1</u> |
|--|---|

| | |
|--|--|
| CHECK THE VEHICLE CONFIGURATION WHICH APPLIES AND DESCRIBE THE LOAD: 1. <input checked="" type="checkbox"/> TRUCK TRACTOR SEMITRAILER HAULING: <u>BEVERAGES (DIVISIBLE)</u> 2. <input type="checkbox"/> TRUCK TRACTOR WITH 48(+)" - 53' SEMITRAILER WITH KINGPIN SETTING > 41'. 3. <input type="checkbox"/> TRUCK TRACTOR WITH SEMITRAILER OVER 53' BUT NOT GREATER THAN 57'6". 4. <input type="checkbox"/> STRAIGHT TRUCK TOWING OR TOWING A TRAILER CARRYING _____ 5. <input type="checkbox"/> STRAIGHT TRUCK HAULING _____ 6. <input type="checkbox"/> MOBILE HOME 7. <input type="checkbox"/> SEALED CONTAINERIZED CARGO UNIT 8. <input type="checkbox"/> WRECKER TOWING A DISABLED VEHICLE 9. <input type="checkbox"/> SELF PROPELLED: _____ 10. <input type="checkbox"/> INNER BRIDGE: TYPE OF VEHICLE _____ HAULING: _____ 11. <input type="checkbox"/> TRUCK TRACTOR SEMI-TRAILER HAULING AUTOS <input type="checkbox"/> STINGER STEERED <input type="checkbox"/> NON-STINGER STEERED | COMPLETE FOR CRANES OR LOADS > 199,000 POUNDS: # OF TIRES PER AXLE TIRE WIDTH 1. _____ IN 2. _____ IN 3. _____ IN 4. _____ IN 5. _____ IN 6. _____ IN 7. _____ IN 8. _____ IN 9. _____ IN 10. _____ IN 11. _____ IN 12. _____ IN 13. _____ IN 14. _____ IN 15. _____ IN |
|--|--|

| | |
|--|---|
| LOADED DIMENSIONS - MUST COMPLETE ALL SPACES OVERALL HEIGHT: <u>13</u> FT <u>6</u> IN OVERALL WIDTH: <u>8</u> FT <u>6</u> IN OVERALL LENGTH: <u>70</u> FT <u>0</u> IN TRAILER LENGTH: <u>48</u> FT <u>0</u> IN OVERHANG (FRONT): <u>0</u> FT <u>0</u> IN OVERHANG (REAR): <u>0</u> FT <u>0</u> IN | TOTAL # OF AXLES: <u>5</u> TOTAL OUTERBRIDGE: <u>60' 1"</u> TOTAL GROSS WEIGHT: <u>88,000</u> |
|--|---|

| | |
|--|--|
| THE FOLLOWING SECTIONS MUST BE COMPLETED FOR OVERWEIGHT VEHICLES OR MARKED AS LEGAL WHEN AXLE/GROSS WEIGHT ARE LEGAL: | CONTACT INFORMATION: NAME: <u>JANE SMITH</u> PHONE: <u>850-234-5678</u> FAX: <u>850-234-5679</u> EMAIL: <u>Jane.Smith@website.com</u> |
|--|--|

| | | |
|--|---|--|
| AXLE SPACINGS: 1 TO 2: <u>12</u> FT <u>1</u> IN 2 TO 3: <u>5</u> FT <u>6</u> IN 3 TO 4: <u>37</u> FT <u>0</u> IN 4 TO 5: <u>5</u> FT <u>6</u> IN 5 TO 6: _____ FT _____ IN 6 TO 7: _____ FT _____ IN 7 TO 8: _____ FT _____ IN 8 TO 9: _____ FT _____ IN 9 TO 10: _____ FT _____ IN 10 TO 11: _____ FT _____ IN 11 TO 12: _____ FT _____ IN 12 TO 13: _____ FT _____ IN 13 TO 14: _____ FT _____ IN 14 TO 15: _____ FT _____ IN | AXLE WEIGHTS: AXLE 1: <u>13,000</u> LBS AXLE 2: <u>18,750</u> LBS AXLE 3: <u>18,750</u> LBS AXLE 4: <u>18,750</u> LBS AXLE 5: <u>18,750</u> LBS AXLE 6: _____ LBS AXLE 7: _____ LBS AXLE 8: _____ LBS AXLE 9: _____ LBS AXLE 10: _____ LBS AXLE 11: _____ LBS AXLE 12: _____ LBS AXLE 13: _____ LBS AXLE 14: _____ LBS AXLE 15: _____ LBS | OFFICE USE ONLY: CLASS: S N E 1 2 3 4 PERMIT FEE: _____ AXLE CODE: _____ DIMENSION CODE: _____ MIN. O. B. REQUIRED: _____ TECH INITIALS: _____ SPECIAL NOTES: _____ |
|--|---|--|

INSTRUCTIONS:

- FOR ASSISTANCE IN COMPLETING THIS FORM PLEASE CONTACT SPECIAL ROAD USE PERMIT OFFICE AT (850) 410-5777.
- MAIL, DELIVER, FAX (850410-5779) OR OVERNIGHT TO THE SPECIAL ROAD USE PERMIT OFFICE AT THE FOLLOWING ADDRESS:

| | | |
|---|--|--|
| MAILING ADDRESS: FL DEPT. OF TRANSPORTATION 605 SUWANNEE STREET - MS 62 TALLAHASSEE, FL 32399 | OVERNIGHT ADDRESS: FL DEPT. OF TRANSPORTATION 2740 CENTERVIEW DRIVE, SUITE 1-C TALLAHASSEE, FL 32301 | PAYMENT INFORMATION: MAKE CHECKS PAYABLE TO ACS. CHECKS MADE OUT TO DOT WILL BE RETURNED |
|---|--|--|

APPLICANT NAME: DATE: 08-12-10

PLEASE BE AWARE THAT APPLICATION FOR AN OVERSIZE/OVERWEIGHT PERMIT DOES NOT SATISFY REQUIREMENTS FOR OBTAINING PERMITS FROM OTHER AGENCIES (E.G. IFTA, IRP, DOT #, ETC.). FOR MORE INFORMATION VISIT MYFLORIDA.COM.

**REQUEST FOR SPECIAL ROAD USE OVERSIZE/OVERWEIGHT
TRIP PERMIT APPLICATION**

Fax (850) 410-5779 Phone (850) 410-5777 or visit www.fdotmaint.com/permit for more information

| | |
|--|---|
| PERMITTEE NAME: <u>ANYBODY'S TRUCKING</u> INVOICE NAME: <u>N/A</u> MAILING ADDRESS: <u>123 EASY ST</u> CITY, STATE, ZIP: <u>TALLAHASSEE, FL 32399</u> | PAY BY: CHECK/CASH/MONEY ORDER (CIRCLE ONE) PAY BY: <u>AR/ESCROW</u> PAY BY: <u>CREDIT CARD</u> (CALL 850-410-5777) |
|--|---|

| | |
|---|--|
| FROM (CITY): <u>TAMPA</u> TO (CITY): <u>ORLANDO</u> ROUTE: <u>US 92, US 301, SR 50, SR 423, SR 438</u> | PHONE NUMBER: <u>850-234-5678</u> FAX NUMBER: <u>850-234-5679</u> # OF PERMITS REQUESTED: <u>1</u> PERMIT BEGIN DATE: <u>08-15-10</u> EMAIL: <u>Jane.Smith@website.com</u> |
| PRE-AUTHORIZATION CODE #: _____ | |

| <p>CHECK THE VEHICLE CONFIGURATION WHICH APPLIES AND DESCRIBE THE LOAD:</p> <p>1. <input checked="" type="checkbox"/> TRUCK TRACTOR SEMITRAILER HAULING: <u>WOOD CHIPS (DIVISIBLE)</u></p> <p>2. <input type="checkbox"/> TRUCK TRACTOR WITH SEMITRAILER OVER 53' BUT NOT GREATER THAN 57'6".</p> <p>3. <input type="checkbox"/> TRUCK TRACTOR WITH 48(+)* - 53' SEMITRAILER WITH KINGPIN SETTING > 41'.</p> <p>4. <input type="checkbox"/> STRAIGHT TRUCK TOWING OR TOWING A TRAILER CARRYING _____</p> <p>5. <input type="checkbox"/> STRAIGHT TRUCK HAULING _____</p> <p>6. <input type="checkbox"/> MOBILE HOME - MAKE: _____ SERIAL # (LAST 4 DIGITS): _____</p> <p>7. <input type="checkbox"/> SEALED CONTAINERIZED CARGO UNIT - SEAL # (LAST 4 DIGITS): _____</p> <p>8. <input type="checkbox"/> WRECKER TOWING A DISABLED VEHICLE</p> <p>9. <input type="checkbox"/> SELF PROPELLED: _____</p> <p>10. <input type="checkbox"/> INNER BRIDGE: TYPE OF VEHICLE _____ HAULING: _____</p> <p>11. <input type="checkbox"/> TRUCK TRACTOR SEMI-TRAILER HAULING AUTOS</p> <p style="margin-left: 40px;"> <input type="checkbox"/> STINGER STEERED <input type="checkbox"/> NON-STINGER STEERED </p> | <p>COMPLETE FOR CRANES OR LOADS > 199,000 POUNDS:</p> <table border="1" style="width:100%; border-collapse: collapse;"> <thead> <tr> <th># OF TIRES PER AXLE</th> <th>TIRE WIDTH</th> </tr> </thead> <tbody> <tr><td>1. _____</td><td>_____ IN</td></tr> <tr><td>2. _____</td><td>_____ IN</td></tr> <tr><td>3. _____</td><td>_____ IN</td></tr> <tr><td>4. _____</td><td>_____ IN</td></tr> <tr><td>5. _____</td><td>_____ IN</td></tr> <tr><td>6. _____</td><td>_____ IN</td></tr> <tr><td>7. _____</td><td>_____ IN</td></tr> <tr><td>8. _____</td><td>_____ IN</td></tr> <tr><td>9. _____</td><td>_____ IN</td></tr> <tr><td>10. _____</td><td>_____ IN</td></tr> <tr><td>11. _____</td><td>_____ IN</td></tr> <tr><td>12. _____</td><td>_____ IN</td></tr> <tr><td>13. _____</td><td>_____ IN</td></tr> <tr><td>14. _____</td><td>_____ IN</td></tr> <tr><td>15. _____</td><td>_____ IN</td></tr> </tbody> </table> | # OF TIRES PER AXLE | TIRE WIDTH | 1. _____ | _____ IN | 2. _____ | _____ IN | 3. _____ | _____ IN | 4. _____ | _____ IN | 5. _____ | _____ IN | 6. _____ | _____ IN | 7. _____ | _____ IN | 8. _____ | _____ IN | 9. _____ | _____ IN | 10. _____ | _____ IN | 11. _____ | _____ IN | 12. _____ | _____ IN | 13. _____ | _____ IN | 14. _____ | _____ IN | 15. _____ | _____ IN |
|---|--|---------------------|------------|----------|----------|----------|----------|----------|----------|----------|----------|----------|----------|----------|----------|----------|----------|----------|----------|----------|----------|-----------|----------|-----------|----------|-----------|----------|-----------|----------|-----------|----------|-----------|----------|
| # OF TIRES PER AXLE | TIRE WIDTH | | | | | | | | | | | | | | | | | | | | | | | | | | | | | | | | |
| 1. _____ | _____ IN | | | | | | | | | | | | | | | | | | | | | | | | | | | | | | | | |
| 2. _____ | _____ IN | | | | | | | | | | | | | | | | | | | | | | | | | | | | | | | | |
| 3. _____ | _____ IN | | | | | | | | | | | | | | | | | | | | | | | | | | | | | | | | |
| 4. _____ | _____ IN | | | | | | | | | | | | | | | | | | | | | | | | | | | | | | | | |
| 5. _____ | _____ IN | | | | | | | | | | | | | | | | | | | | | | | | | | | | | | | | |
| 6. _____ | _____ IN | | | | | | | | | | | | | | | | | | | | | | | | | | | | | | | | |
| 7. _____ | _____ IN | | | | | | | | | | | | | | | | | | | | | | | | | | | | | | | | |
| 8. _____ | _____ IN | | | | | | | | | | | | | | | | | | | | | | | | | | | | | | | | |
| 9. _____ | _____ IN | | | | | | | | | | | | | | | | | | | | | | | | | | | | | | | | |
| 10. _____ | _____ IN | | | | | | | | | | | | | | | | | | | | | | | | | | | | | | | | |
| 11. _____ | _____ IN | | | | | | | | | | | | | | | | | | | | | | | | | | | | | | | | |
| 12. _____ | _____ IN | | | | | | | | | | | | | | | | | | | | | | | | | | | | | | | | |
| 13. _____ | _____ IN | | | | | | | | | | | | | | | | | | | | | | | | | | | | | | | | |
| 14. _____ | _____ IN | | | | | | | | | | | | | | | | | | | | | | | | | | | | | | | | |
| 15. _____ | _____ IN | | | | | | | | | | | | | | | | | | | | | | | | | | | | | | | | |

| | |
|--|--|
| <p>IDENTITY OF LOAD - MUST COMPLETE ONLY ONE:</p> TRUCK OR TRAILER TAG #: <u>FRI-813 (FL)</u> LOAD ID #: _____ TRAILER OR TRUCK UNIT #: _____ BILL OF LADING #: _____ VIN # ON EQUIPMENT: _____ | <p>DIMENSIONS - MUST COMPLETE ALL SPACES:</p> OVERALL HEIGHT: <u>13</u> FT <u>6</u> IN OVERALL WIDTH: <u>8</u> FT <u>6</u> IN OVERALL LENGTH: <u>70</u> FT <u>0</u> IN TRAILER LENGTH: <u>48</u> FT <u>0</u> IN OVERHANG (FRONT): <u>0</u> FT <u>0</u> IN OVERHANG (REAR): <u>0</u> FT <u>0</u> IN |
|--|--|

| | |
|---|---|
| <p>THE FOLLOWING SECTIONS MUST BE COMPLETED FOR OVERWEIGHT VEHICLES OR MARKED AS LEGAL WHEN AXLE/GROSS WEIGHT ARE LEGAL:</p> | TOTAL # OF AXLES: <u>5</u> TOTAL OUTERBRIDGE: <u>60' 1"</u> TOTAL GROSS WEIGHT: <u>88,000</u> |
|---|---|

| | | |
|--|---|--|
| <p>AXLE SPACINGS:</p> 1 TO 2: <u>12</u> FT <u>1</u> IN 2 TO 3: <u>5</u> FT <u>6</u> IN 3 TO 4: <u>37</u> FT <u>0</u> IN 4 TO 5: <u>5</u> FT <u>6</u> IN 5 TO 6: _____ FT _____ IN 6 TO 7: _____ FT _____ IN 7 TO 8: _____ FT _____ IN 8 TO 9: _____ FT _____ IN 9 TO 10: _____ FT _____ IN 10 TO 11: _____ FT _____ IN 11 TO 12: _____ FT _____ IN 12 TO 13: _____ FT _____ IN 13 TO 14: _____ FT _____ IN 14 TO 15: _____ FT _____ IN | <p>AXLE WEIGHTS:</p> AXLE 1: <u>13,000</u> LBS AXLE 2: <u>18,750</u> LBS AXLE 3: <u>18,750</u> LBS AXLE 4: <u>18,750</u> LBS AXLE 5: <u>18,750</u> LBS AXLE 6: _____ LBS AXLE 7: _____ LBS AXLE 8: _____ LBS AXLE 9: _____ LBS AXLE 10: _____ LBS AXLE 11: _____ LBS AXLE 12: _____ LBS AXLE 13: _____ LBS AXLE 14: _____ LBS AXLE 15: _____ LBS | <p>OFFICE USE ONLY:</p> CLASS: S N E 1 2 3 4 PERMIT FEE: _____ AXLE CODE: _____ DIMENSION CODE: _____ MIN. O. B. REQUIRED: _____ TECH INITIALS: _____ SPECIAL NOTES: _____ |
|--|---|--|

| |
|--|
| APPLICANT NAME AND DATE: <u>Jane Smith 08-12-10</u> |
|--|